

Scaled data based on original data using  
LM-79-08 Approved Method: Electrical and Photometric Measurements of Solid-  
State Lighting Products

Test Report Prepared for  
Cooper Lighting Solutions  
(formerly Eaton)

Brand: McGRAW-EDISON

Report Number: P271809

Luminaire Tested: **ISW-AF-1200-LED-E1-T4FT-7027**

Issue Date: 3/3/2020

**Test Information**

Test Method: LM-79-08  
Report Number: P271809  
TEST IS SCALED FROM IESNA LM-79-08 TEST DATA (P35943)  
Test Lab: INNOVATION CENTER-P3  
Issue Date: 3/3/2020  
Manufacturer: COOPER LIGHTING SOLUTIONS (FORMERLY EATON)  
Product Line: MCGRAW-EDISON  
Catalog Number: ISW-AF-1200-LED-E1-T4FT-7027  
Description: IMPACT ELITE LED WEDGE LUMINAIRE  
LIGHT SQUARE WITH ACCULED OPTICS-TYPE IV FORWARD THROW  
Light Source: (16) 2700K CCT, 70 CRI LEDs  
Ballast/Driver: ELECTRONIC DRIVER

**Summary**

Lumens per Lamp: N/A  
Luminaire Lumens: 6063.4 lumens  
Efficiency: N/A  
Efficacy: 91.9 lumens/watt  
Luminous Opening: Rectangular (W 0.5' x L: 0.5' x H: 0')  
IES Classification: Type IV - Short - Non-Cutoff  
BUG Rating: B1 - U1 - G2

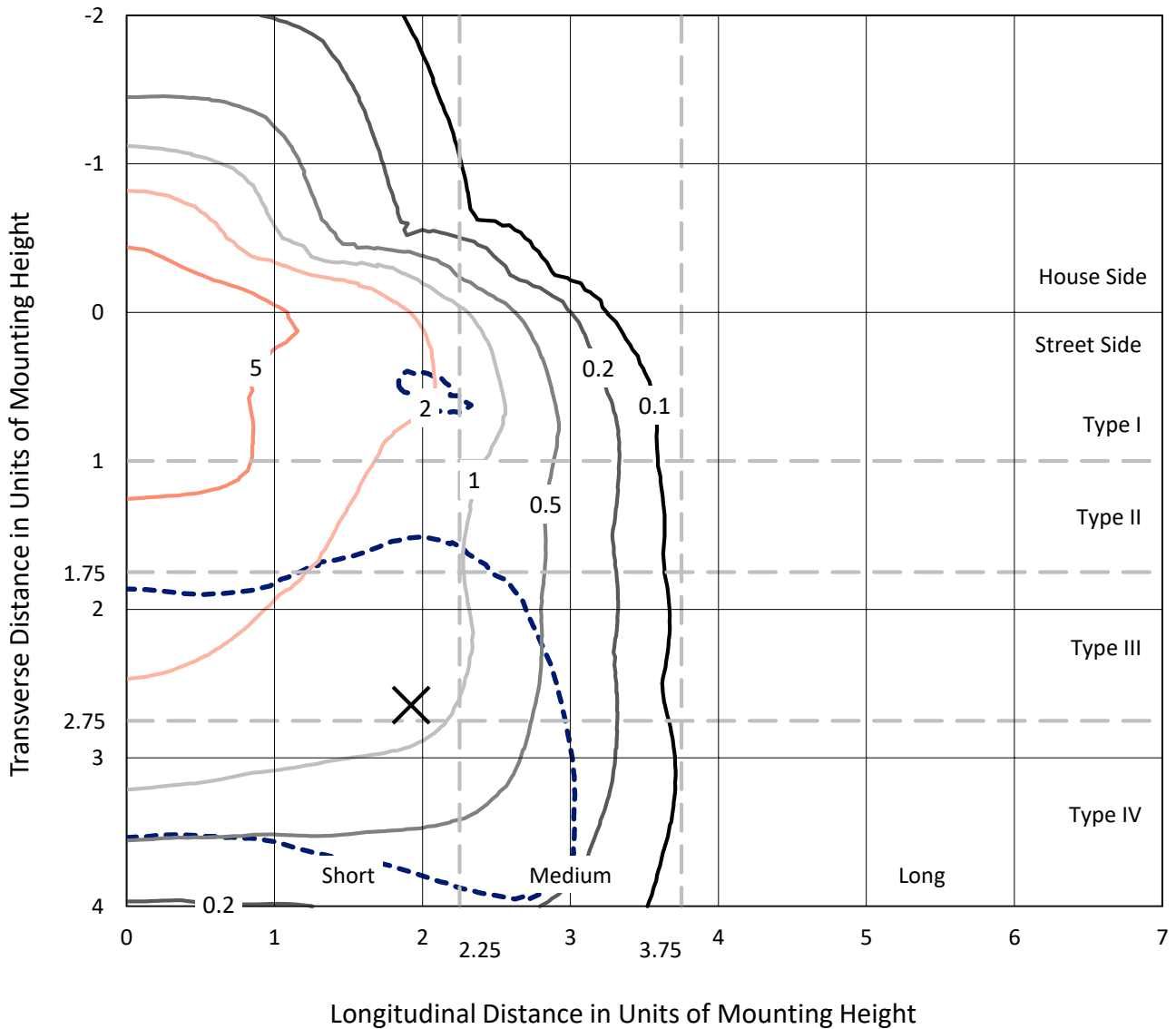
Input Watts (W): 66  
Input Voltage (V): 120  
Input Current (Ain): NR  
Voltage Rise (V): NR  
Power Factor: NR  
Total Harmonic Distortion (THDi): NR  
Frequency (hertz): 60  
Stabilization Time: NR  
Operation Time: NR  
Ambient Temperature (°C): NR  
Test Distance: 25 FT



REPORT NUMBER: P271809  
 CATALOG NUMBER: ISW-AF-1200-LED-E1-T4FT-7027

### Iso-Footcandle Lines of Horizontal Illumination

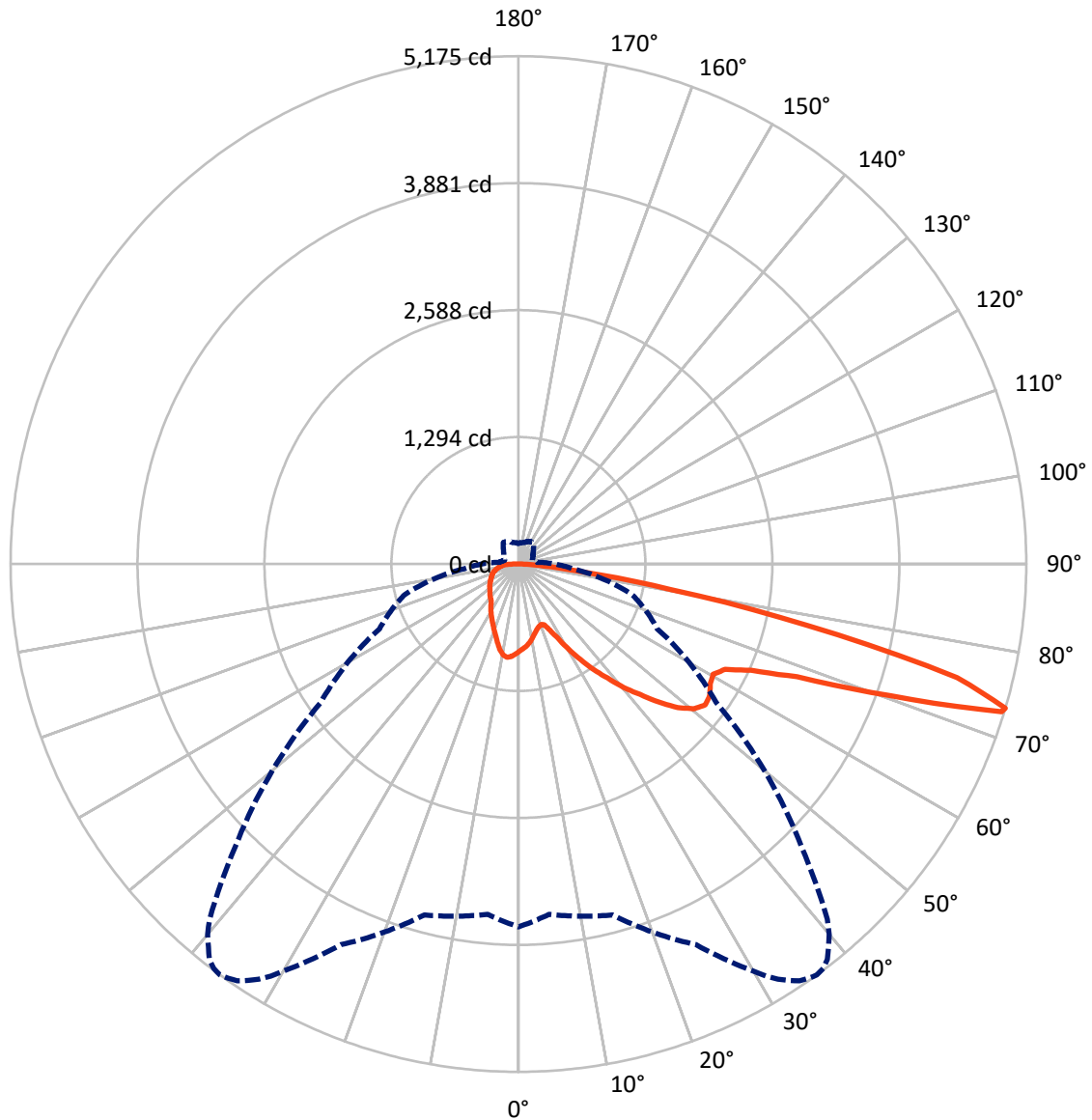
× Max cd  
 - - - 1/2 Max cd



Based on 10 foot mounting height. Maximum calculated value = 9.4 fc  
 Type IV - Short - Non-Cutoff

REPORT NUMBER: P271809  
CATALOG NUMBER: ISW-AF-1200-LED-E1-T4FT-7027

### Luminous Intensity Polar Plot



— Vertical Plane Through 36-Deg Lateral    - - - Horizontal Cone Through 73-Deg Vertical

REPORT NUMBER: P271809

CATALOG NUMBER: ISW-AF-1200-LED-E1-T4FT-7027

**FLUX DISTRIBUTION:**

		Downward	Upward	Total
<b>House Side</b>	Lumens	1278.5	1.4	1279.9
	% Fixture	21.1	0.0	21.1
<b>Street Side</b>	Lumens	4783.0	0.5	4783.5
	% Fixture	78.9	0.0	78.9
<b>Total</b>	Lumens	6061.5	1.9	6063.4
	% Fixture	100.0	0.0	100.0

**Coefficient of Utilization**

**ZONAL LUMENS:**

Zone	Lumens	% Fixture
0°-10°	83.8	1.4
10°-20°	222.1	3.7
20°-30°	364.0	6.0
30°-40°	603.1	9.9
40°-50°	886.3	14.6
50°-60°	1117.6	18.4
60°-70°	1463.5	24.1
70°-80°	1184.7	19.5
80°-90°	136.3	2.2
90°-100°	1.9	0.0
100°-110°	0.0	0.0
110°-120°	0.0	0.0
120°-130°	0.0	0.0
130°-140°	0.0	0.0
140°-150°	0.0	0.0
150°-160°	0.0	0.0
160°-170°	0.0	0.0
170°-180°	0.0	0.0
0°-90°	6061.5	100.0
0°-180°	6063.4	100.0



REPORT NUMBER: P271809

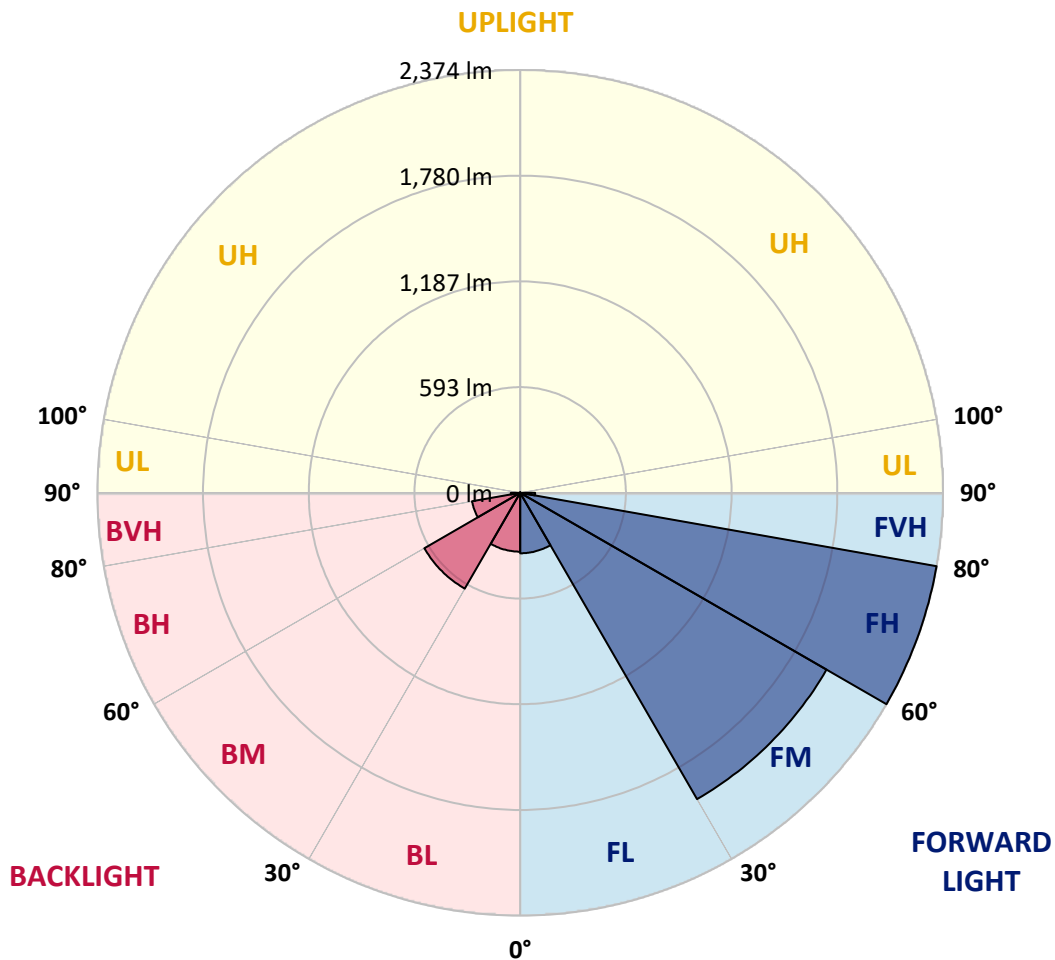
CATALOG NUMBER: ISW-AF-1200-LED-E1-T4FT-7027

**LUMINAIRE CLASSIFICATION SYSTEM LUMEN TABLE AND BUG RATING:**

Zone		Lumens	% Fixture	Zone Rating/Lumen Limit		
				B	U	G
FL	(0°-30°)	339.4	5.6			
FM	(30°-60°)	1985.7	32.7			
FH	(60°-80°)	2373.9	39.2			G2/5000
FVH	(80°-90°)	84.1	1.4			G1/100
BL	(0°-30°)	330.5	5.5	B1/500		
BM	(30°-60°)	621.4	10.2	B1/1000		
BH	(60°-80°)	274.3	4.5	B1/500		G1/500
BVH	(80°-90°)	52.2	0.9			G1/100
UL	(90°-100°)	1.9	0.0		U1/10	
UH	(100°-180°)	1.4	0.0		U1/10	

**BUG Rating: B1-U1-G2**

Type IV Short





REPORT NUMBER: P271809

CATALOG NUMBER: ISW-AF-1200-LED-E1-T4FT-7027

**CANDELA DISTRIBUTION (FULL):**

	0°	5°	15°	25°	30°	31°	32°	33°	34°	35°	36°
0°	890.5	890.5	890.5	890.5	890.5	890.5	890.5	890.5	890.5	890.5	890.5
2.5°	858.3	860.0	861.8	861.8	861.8	864.3	863.5	863.5	864.3	865.2	865.2
5°	826.2	827.1	832.3	834.1	839.3	838.4	838.4	838.4	841.8	839.3	840.9
7.5°	789.7	791.5	796.7	802.7	807.0	807.9	807.0	805.3	809.7	811.3	809.7
10°	746.3	747.1	754.0	759.2	766.3	765.4	768.1	768.1	769.7	768.9	772.4
12.5°	724.6	722.9	719.4	722.0	723.7	723.7	723.7	726.3	725.4	727.2	729.7
15°	722.0	717.6	700.2	694.1	692.4	692.4	691.5	690.7	693.3	695.8	695.8
17.5°	734.2	725.4	691.5	674.2	670.7	669.0	669.9	668.1	668.1	671.6	670.7
20°	793.1	777.6	709.8	671.6	661.2	661.2	660.3	657.6	657.6	658.5	658.5
22.5°	943.5	923.5	805.3	726.3	689.8	688.9	686.3	683.7	676.7	675.1	671.6
25°	1152.9	1129.3	927.1	841.8	790.6	788.8	775.8	774.1	757.6	758.3	747.1
27.5°	1315.3	1299.7	1089.5	976.5	927.8	917.3	911.3	895.7	881.8	870.5	856.6
30°	1370.9	1368.3	1253.7	1162.4	1089.5	1077.2	1060.8	1053.8	1033.8	1018.2	1008.7
32.5°	1458.7	1461.3	1413.6	1312.7	1249.4	1237.1	1223.2	1206.7	1192.8	1182.3	1159.8
35°	1583.7	1584.6	1551.6	1476.1	1403.1	1386.5	1378.7	1359.7	1346.6	1333.5	1322.2
37.5°	1670.7	1675.0	1651.5	1593.3	1549.8	1526.4	1525.5	1511.7	1496.8	1485.5	1475.2
40°	1837.4	1813.9	1736.6	1699.3	1663.8	1661.1	1653.3	1645.4	1648.9	1642.8	1654.0
42.5°	2005.9	1976.5	1868.7	1815.7	1794.1	1798.4	1795.7	1796.6	1807.0	1804.4	1816.6
45°	2150.3	2116.2	2013.8	1951.3	1968.6	1973.8	1988.6	1997.3	1993.0	2008.6	2008.6
47.5°	2294.5	2215.4	2093.7	2122.3	2134.6	2174.4	2184.9	2182.3	2197.2	2204.0	2184.9
50°	2192.8	2171.9	2162.4	2250.2	2304.8	2317.9	2332.6	2340.4	2347.5	2337.9	2318.7
52.5°	1978.2	1976.5	2111.1	2325.7	2371.7	2389.1	2403.0	2409.1	2406.5	2401.3	2385.6
55°	1906.0	1892.2	2008.6	2247.5	2317.9	2334.3	2354.4	2366.6	2378.7	2376.9	2364.8
57.5°	2004.3	1993.0	1993.8	2178.9	2247.5	2262.3	2275.2	2289.2	2292.7	2304.0	2304.8
60°	2289.2	2274.4	2155.4	2176.2	2245.8	2262.3	2264.0	2271.8	2272.7	2278.8	2279.7
62.5°	2700.1	2673.2	2491.6	2335.2	2359.6	2367.4	2373.5	2371.7	2368.2	2363.9	2363.9
65°	3150.2	3124.9	2891.3	2708.7	2638.4	2657.5	2627.1	2621.1	2614.1	2614.1	2606.3
67.5°	3685.3	3637.6	3456.8	3251.8	3150.2	3159.7	3173.6	3120.6	3101.5	3103.3	3062.4
70°	4230.8	4180.5	4101.4	4098.9	4150.1	4127.5	4063.2	4148.4	4047.5	4023.3	4014.5
72.5°	3929.5	3869.4	3886.0	4376.8	4837.4	4912.0	4983.3	5049.2	5108.3	5144.0	5149.2
73°	3698.3	3584.6	3702.6	4279.5	4790.4	4900.7	4989.4	5059.7	5123.1	5155.2	5175.2
75°	1846.9	1853.0	2435.1	3530.7	4186.6	4281.3	4419.4	4496.7	4611.4	4670.5	4618.4
77.5°	428.3	443.9	737.6	1675.9	2509.9	2645.4	2755.7	2868.6	3001.6	3051.1	3007.6
80°	151.2	158.1	259.8	636.8	1047.7	1122.4	1217.1	1341.3	1464.8	1495.2	1571.7
82.5°	79.9	87.8	137.4	276.3	447.4	489.0	513.4	564.8	608.2	634.2	648.0
85°	46.0	46.9	78.2	152.9	205.0	221.5	237.2	249.3	263.2	253.7	253.7
87.5°	18.2	20.0	40.0	72.1	99.0	110.3	110.3	110.3	109.4	96.5	87.8
90°	3.4	5.2	7.8	14.7	13.0	13.0	12.1	10.4	9.5	10.4	6.1
92.5°	0.0	0.0	0.0	0.0	0.0	0.0	0.0	0.0	0.0	0.0	0.0
95°	0.0	0.0	0.0	0.0	0.0	0.0	0.0	0.0	0.0	0.0	0.0
97.5°	0.0	0.0	0.0	0.0	0.0	0.0	0.0	0.0	0.0	0.0	0.0
100°	0.0	0.0	0.0	0.0	0.0	0.0	0.0	0.0	0.0	0.0	0.0
102.5°	0.0	0.0	0.0	0.0	0.0	0.0	0.0	0.0	0.0	0.0	0.0
105°	0.0	0.0	0.0	0.0	0.0	0.0	0.0	0.0	0.0	0.0	0.0
107.5°	0.0	0.0	0.0	0.0	0.0	0.0	0.0	0.0	0.0	0.0	0.0



REPORT NUMBER: P271809

CATALOG NUMBER: ISW-AF-1200-LED-E1-T4FT-7027

**CANDELA DISTRIBUTION (continued):**

	0°	5°	15°	25°	30°	31°	32°	33°	34°	35°	36°
110°	0.0	0.0	0.0	0.0	0.0	0.0	0.0	0.0	0.0	0.0	0.0
112.5°	0.0	0.0	0.0	0.0	0.0	0.0	0.0	0.0	0.0	0.0	0.0
115°	0.0	0.0	0.0	0.0	0.0	0.0	0.0	0.0	0.0	0.0	0.0
117.5°	0.0	0.0	0.0	0.0	0.0	0.0	0.0	0.0	0.0	0.0	0.0
120°	0.0	0.0	0.0	0.0	0.0	0.0	0.0	0.0	0.0	0.0	0.0
122.5°	0.0	0.0	0.0	0.0	0.0	0.0	0.0	0.0	0.0	0.0	0.0
125°	0.0	0.0	0.0	0.0	0.0	0.0	0.0	0.0	0.0	0.0	0.0
127.5°	0.0	0.0	0.0	0.0	0.0	0.0	0.0	0.0	0.0	0.0	0.0
130°	0.0	0.0	0.0	0.0	0.0	0.0	0.0	0.0	0.0	0.0	0.0
132.5°	0.0	0.0	0.0	0.0	0.0	0.0	0.0	0.0	0.0	0.0	0.0
135°	0.0	0.0	0.0	0.0	0.0	0.0	0.0	0.0	0.0	0.0	0.0
137.5°	0.0	0.0	0.0	0.0	0.0	0.0	0.0	0.0	0.0	0.0	0.0
140°	0.0	0.0	0.0	0.0	0.0	0.0	0.0	0.0	0.0	0.0	0.0
142.5°	0.0	0.0	0.0	0.0	0.0	0.0	0.0	0.0	0.0	0.0	0.0
145°	0.0	0.0	0.0	0.0	0.0	0.0	0.0	0.0	0.0	0.0	0.0
147.5°	0.0	0.0	0.0	0.0	0.0	0.0	0.0	0.0	0.0	0.0	0.0
150°	0.0	0.0	0.0	0.0	0.0	0.0	0.0	0.0	0.0	0.0	0.0
152.5°	0.0	0.0	0.0	0.0	0.0	0.0	0.0	0.0	0.0	0.0	0.0
155°	0.0	0.0	0.0	0.0	0.0	0.0	0.0	0.0	0.0	0.0	0.0
157.5°	0.0	0.0	0.0	0.0	0.0	0.0	0.0	0.0	0.0	0.0	0.0
160°	0.0	0.0	0.0	0.0	0.0	0.0	0.0	0.0	0.0	0.0	0.0
162.5°	0.0	0.0	0.0	0.0	0.0	0.0	0.0	0.0	0.0	0.0	0.0
165°	0.0	0.0	0.0	0.0	0.0	0.0	0.0	0.0	0.0	0.0	0.0
167.5°	0.0	0.0	0.0	0.0	0.0	0.0	0.0	0.0	0.0	0.0	0.0
170°	0.0	0.0	0.0	0.0	0.0	0.0	0.0	0.0	0.0	0.0	0.0
172.5°	0.0	0.0	0.0	0.0	0.0	0.0	0.0	0.0	0.0	0.0	0.0
175°	0.0	0.0	0.0	0.0	0.0	0.0	0.0	0.0	0.0	0.0	0.0
177.5°	0.0	0.0	0.0	0.0	0.0	0.0	0.0	0.0	0.0	0.0	0.0
180°	0.0	0.0	0.0	0.0	0.0	0.0	0.0	0.0	0.0	0.0	0.0





REPORT NUMBER: P271809  
 CATALOG NUMBER: ISW-AF-1200-LED-E1-T4FT-7027

**CANDELA DISTRIBUTION (continued):**

	37°	38°	39°	40°	41°	45°	55°	65°	75°	85°	90°
0°	890.5	890.5	890.5	890.5	890.5	890.5	890.5	890.5	890.5	890.5	890.5
2.5°	867.0	867.9	866.1	869.6	867.0	867.0	871.4	879.2	885.3	887.0	892.3
5°	842.7	843.6	843.6	844.5	843.6	845.3	853.1	860.0	872.3	878.4	886.2
7.5°	811.3	814.0	813.1	814.9	814.9	816.6	828.8	840.1	852.2	863.5	873.2
10°	774.1	775.8	779.3	777.6	777.6	782.7	795.8	812.2	827.1	843.6	854.8
12.5°	729.7	734.2	733.3	736.7	738.5	741.9	763.6	781.9	800.1	819.3	834.1
15°	695.0	697.6	699.4	700.2	700.2	708.0	729.7	752.3	776.7	799.2	814.9
17.5°	672.4	672.4	674.2	675.1	676.7	681.9	704.6	729.7	757.6	785.4	802.7
20°	659.4	659.4	660.3	661.2	661.2	667.2	688.0	716.8	747.1	782.7	803.6
22.5°	669.9	667.2	666.4	666.4	662.9	662.9	682.8	713.3	751.5	797.5	824.5
25°	741.0	733.3	721.1	718.5	714.2	693.3	690.7	725.4	772.4	829.7	870.5
27.5°	847.9	840.1	832.3	822.7	815.8	777.6	725.4	756.7	812.2	893.9	944.4
30°	987.8	972.1	960.8	950.5	920.0	878.4	797.5	805.3	874.1	983.5	1046.9
32.5°	1144.2	1127.6	1110.2	1085.9	1078.1	1010.3	907.0	886.2	952.1	1087.7	1153.7
35°	1295.4	1287.5	1275.3	1265.8	1247.6	1191.2	1049.5	983.5	1042.6	1210.2	1261.4
37.5°	1470.9	1456.1	1456.9	1449.1	1438.6	1390.8	1197.1	1100.7	1139.8	1327.4	1359.7
40°	1643.7	1640.2	1645.4	1632.4	1615.1	1550.7	1305.8	1186.8	1241.5	1440.4	1432.5
42.5°	1807.0	1809.6	1803.5	1788.7	1769.8	1662.0	1375.2	1259.7	1332.6	1539.4	1490.7
45°	1993.8	1984.3	1959.0	1933.1	1909.5	1757.5	1412.7	1341.3	1420.4	1646.3	1549.8
47.5°	2170.1	2132.8	2111.1	2071.1	2025.0	1844.4	1463.0	1427.4	1517.8	1747.1	1606.3
50°	2299.6	2264.9	2228.3	2179.7	2131.0	1919.9	1529.9	1524.7	1628.1	1860.0	1683.6
52.5°	2358.7	2326.6	2290.9	2241.5	2192.8	1974.7	1619.4	1619.4	1758.4	2009.5	1790.5
55°	2349.2	2325.7	2294.5	2249.3	2211.9	2004.3	1711.5	1723.7	1921.7	2171.0	1913.9
57.5°	2298.8	2285.6	2267.5	2236.2	2205.8	2026.8	1820.1	1827.9	2140.6	2326.6	2030.3
60°	2281.3	2276.1	2265.7	2247.5	2224.0	2076.3	1935.6	1952.9	2385.6	2469.0	2096.4
62.5°	2358.7	2348.3	2340.4	2322.2	2300.5	2198.0	2080.7	2086.0	2615.9	2486.4	2032.1
65°	2575.9	2556.8	2543.7	2519.5	2495.1	2381.2	2265.7	2209.3	2728.8	2323.9	1813.9
67.5°	3031.2	2999.8	2962.5	2916.4	2849.5	2747.1	2449.0	2226.7	2626.3	1968.6	1430.9
70°	3931.2	3863.4	3777.5	3679.2	3654.0	3355.2	2563.8	2098.1	2183.2	1375.2	948.7
72.5°	5140.6	5070.1	4993.7	4912.9	4753.0	4096.2	2513.4	1692.4	1357.9	707.1	451.8
73°	5160.4	5112.7	5020.5	4926.8	4796.5	4083.2	2458.6	1560.3	1197.1	556.9	370.1
75°	4627.9	4608.8	4518.5	4337.7	4227.4	3449.0	1810.5	904.3	523.9	344.1	240.7
77.5°	3003.3	2982.5	2931.2	2913.8	2710.5	2236.2	810.6	351.9	284.9	228.5	170.3
80°	1600.3	1503.0	1485.5	1416.1	1267.5	860.9	277.1	215.4	189.5	152.9	119.0
82.5°	648.9	607.3	591.6	536.0	503.9	258.0	139.0	149.4	126.8	90.4	73.0
85°	238.9	219.7	214.5	174.6	153.8	76.4	85.1	105.1	79.1	50.3	36.5
87.5°	82.6	71.2	61.6	47.8	44.3	31.4	46.9	57.3	50.3	30.5	17.3
90°	6.1	5.2	4.3	3.4	4.3	3.4	5.2	7.8	8.7	5.2	3.4
92.5°	0.0	0.0	0.0	0.0	0.0	0.0	0.0	0.0	0.0	0.0	0.0
95°	0.0	0.0	0.0	0.0	0.0	0.0	0.0	0.0	0.0	0.0	0.0
97.5°	0.0	0.0	0.0	0.0	0.0	0.0	0.0	0.0	0.0	0.0	0.0
100°	0.0	0.0	0.0	0.0	0.0	0.0	0.0	0.0	0.0	0.0	0.0
102.5°	0.0	0.0	0.0	0.0	0.0	0.0	0.0	0.0	0.0	0.0	0.0
105°	0.0	0.0	0.0	0.0	0.0	0.0	0.0	0.0	0.0	0.0	0.0
107.5°	0.0	0.0	0.0	0.0	0.0	0.0	0.0	0.0	0.0	0.0	0.0



REPORT NUMBER: P271809

CATALOG NUMBER: ISW-AF-1200-LED-E1-T4FT-7027

**CANDELA DISTRIBUTION (continued):**

	37°	38°	39°	40°	41°	45°	55°	65°	75°	85°	90°
110°	0.0	0.0	0.0	0.0	0.0	0.0	0.0	0.0	0.0	0.0	0.0
112.5°	0.0	0.0	0.0	0.0	0.0	0.0	0.0	0.0	0.0	0.0	0.0
115°	0.0	0.0	0.0	0.0	0.0	0.0	0.0	0.0	0.0	0.0	0.0
117.5°	0.0	0.0	0.0	0.0	0.0	0.0	0.0	0.0	0.0	0.0	0.0
120°	0.0	0.0	0.0	0.0	0.0	0.0	0.0	0.0	0.0	0.0	0.0
122.5°	0.0	0.0	0.0	0.0	0.0	0.0	0.0	0.0	0.0	0.0	0.0
125°	0.0	0.0	0.0	0.0	0.0	0.0	0.0	0.0	0.0	0.0	0.0
127.5°	0.0	0.0	0.0	0.0	0.0	0.0	0.0	0.0	0.0	0.0	0.0
130°	0.0	0.0	0.0	0.0	0.0	0.0	0.0	0.0	0.0	0.0	0.0
132.5°	0.0	0.0	0.0	0.0	0.0	0.0	0.0	0.0	0.0	0.0	0.0
135°	0.0	0.0	0.0	0.0	0.0	0.0	0.0	0.0	0.0	0.0	0.0
137.5°	0.0	0.0	0.0	0.0	0.0	0.0	0.0	0.0	0.0	0.0	0.0
140°	0.0	0.0	0.0	0.0	0.0	0.0	0.0	0.0	0.0	0.0	0.0
142.5°	0.0	0.0	0.0	0.0	0.0	0.0	0.0	0.0	0.0	0.0	0.0
145°	0.0	0.0	0.0	0.0	0.0	0.0	0.0	0.0	0.0	0.0	0.0
147.5°	0.0	0.0	0.0	0.0	0.0	0.0	0.0	0.0	0.0	0.0	0.0
150°	0.0	0.0	0.0	0.0	0.0	0.0	0.0	0.0	0.0	0.0	0.0
152.5°	0.0	0.0	0.0	0.0	0.0	0.0	0.0	0.0	0.0	0.0	0.0
155°	0.0	0.0	0.0	0.0	0.0	0.0	0.0	0.0	0.0	0.0	0.0
157.5°	0.0	0.0	0.0	0.0	0.0	0.0	0.0	0.0	0.0	0.0	0.0
160°	0.0	0.0	0.0	0.0	0.0	0.0	0.0	0.0	0.0	0.0	0.0
162.5°	0.0	0.0	0.0	0.0	0.0	0.0	0.0	0.0	0.0	0.0	0.0
165°	0.0	0.0	0.0	0.0	0.0	0.0	0.0	0.0	0.0	0.0	0.0
167.5°	0.0	0.0	0.0	0.0	0.0	0.0	0.0	0.0	0.0	0.0	0.0
170°	0.0	0.0	0.0	0.0	0.0	0.0	0.0	0.0	0.0	0.0	0.0
172.5°	0.0	0.0	0.0	0.0	0.0	0.0	0.0	0.0	0.0	0.0	0.0
175°	0.0	0.0	0.0	0.0	0.0	0.0	0.0	0.0	0.0	0.0	0.0
177.5°	0.0	0.0	0.0	0.0	0.0	0.0	0.0	0.0	0.0	0.0	0.0
180°	0.0	0.0	0.0	0.0	0.0	0.0	0.0	0.0	0.0	0.0	0.0



REPORT NUMBER: P271809

CATALOG NUMBER: ISW-AF-1200-LED-E1-T4FT-7027

**CANDELA DISTRIBUTION (continued):**

	95°	105°	115°	125°	135°	145°	155°	165°	175°	180°
0°	890.5	890.5	890.5	890.5	890.5	890.5	890.5	890.5	890.5	890.5
2.5°	893.9	897.5	904.3	909.6	913.9	920.0	921.8	925.3	920.9	926.2
5°	890.5	900.9	913.9	926.2	937.4	946.9	951.2	952.1	953.0	956.5
7.5°	881.8	897.5	918.2	934.8	952.1	958.2	960.8	961.7	955.7	958.2
10°	864.3	889.6	915.7	935.7	944.4	940.0	933.1	921.8	916.5	916.5
12.5°	845.3	877.5	907.8	919.1	911.3	894.8	875.7	854.8	847.0	847.0
15°	829.7	870.5	895.7	887.9	865.2	834.1	807.9	786.3	779.3	776.7
17.5°	821.1	867.0	876.6	852.2	814.0	775.0	748.8	730.6	724.6	724.6
20°	828.0	870.5	854.8	809.7	761.9	726.3	703.7	691.5	685.5	688.0
22.5°	857.5	883.6	835.7	768.1	709.8	679.4	669.0	661.2	660.3	662.1
25°	907.0	900.9	819.3	724.6	661.2	639.4	638.5	635.9	635.1	634.2
27.5°	971.2	922.6	799.2	676.0	612.5	602.0	607.3	606.4	605.5	606.4
30°	1056.5	941.7	769.7	623.0	566.4	566.4	574.3	571.6	568.2	569.1
32.5°	1135.5	955.7	724.6	563.9	529.9	531.7	534.3	527.3	518.6	520.4
35°	1203.2	955.7	663.8	510.9	492.6	492.6	494.3	488.3	481.3	478.7
37.5°	1259.7	936.6	587.3	470.9	462.2	462.2	469.2	463.1	450.1	447.4
40°	1293.6	894.8	517.0	441.3	447.4	448.3	438.7	428.3	416.2	413.5
42.5°	1315.3	834.1	461.3	420.5	437.8	430.8	408.3	391.8	390.9	394.4
45°	1334.4	765.4	417.0	399.7	427.4	412.6	382.3	366.6	371.8	375.3
47.5°	1353.6	696.7	381.4	376.2	408.3	397.9	365.8	348.4	345.8	351.0
50°	1398.8	601.1	340.5	348.4	384.8	381.4	351.0	330.9	314.5	313.6
52.5°	1459.6	473.5	305.9	324.1	366.6	371.8	334.5	315.3	292.8	289.3
55°	1527.3	363.2	277.1	305.0	349.2	358.0	328.4	299.8	275.4	272.0
57.5°	1547.3	286.6	250.2	278.0	325.7	344.9	318.9	281.5	263.2	259.8
60°	1478.6	238.1	227.6	255.4	302.3	331.8	304.1	267.5	251.1	248.5
62.5°	1269.2	210.2	215.4	240.7	284.9	319.7	292.8	257.2	244.1	242.5
65°	968.7	191.1	205.0	228.5	269.3	308.4	284.9	252.9	242.5	240.7
67.5°	608.2	177.2	194.7	215.4	253.7	296.2	278.8	247.7	239.8	237.2
70°	337.0	162.4	180.6	200.7	238.1	284.9	271.1	239.8	238.9	233.6
72.5°	205.0	146.9	166.0	185.1	220.6	271.1	257.2	230.2	221.5	211.1
73°	195.5	145.1	162.4	181.5	216.3	267.5	254.6	226.7	218.1	207.7
75°	158.1	130.3	148.6	165.1	200.7	253.7	239.8	214.5	200.7	192.9
77.5°	116.4	111.2	128.5	144.2	180.6	234.5	219.0	196.3	179.8	175.5
80°	86.0	92.1	108.5	122.5	159.0	215.4	197.2	175.5	165.1	159.9
82.5°	58.2	71.2	86.9	98.2	140.8	194.7	174.6	153.8	160.8	133.8
85°	33.9	49.6	62.5	76.4	113.0	173.7	152.0	131.2	114.6	103.3
87.5°	22.5	27.8	38.2	52.1	81.7	136.5	120.7	102.5	74.6	74.6
90°	2.7	3.4	5.2	6.1	11.3	58.2	40.0	47.8	8.7	7.8
92.5°	0.0	0.0	0.0	0.0	0.0	0.0	0.0	0.0	0.0	0.0
95°	0.0	0.0	0.0	0.0	0.0	0.0	0.0	0.0	0.0	0.0
97.5°	0.0	0.0	0.0	0.0	0.0	0.0	0.0	0.0	0.0	0.0
100°	0.0	0.0	0.0	0.0	0.0	0.0	0.0	0.0	0.0	0.0
102.5°	0.0	0.0	0.0	0.0	0.0	0.0	0.0	0.0	0.0	0.0
105°	0.0	0.0	0.0	0.0	0.0	0.0	0.0	0.0	0.0	0.0
107.5°	0.0	0.0	0.0	0.0	0.0	0.0	0.0	0.0	0.0	0.0



REPORT NUMBER: P271809

CATALOG NUMBER: ISW-AF-1200-LED-E1-T4FT-7027

**CANDELA DISTRIBUTION (continued):**

	95°	105°	115°	125°	135°	145°	155°	165°	175°	180°
110°	0.0	0.0	0.0	0.0	0.0	0.0	0.0	0.0	0.0	0.0
112.5°	0.0	0.0	0.0	0.0	0.0	0.0	0.0	0.0	0.0	0.0
115°	0.0	0.0	0.0	0.0	0.0	0.0	0.0	0.0	0.0	0.0
117.5°	0.0	0.0	0.0	0.0	0.0	0.0	0.0	0.0	0.0	0.0
120°	0.0	0.0	0.0	0.0	0.0	0.0	0.0	0.0	0.0	0.0
122.5°	0.0	0.0	0.0	0.0	0.0	0.0	0.0	0.0	0.0	0.0
125°	0.0	0.0	0.0	0.0	0.0	0.0	0.0	0.0	0.0	0.0
127.5°	0.0	0.0	0.0	0.0	0.0	0.0	0.0	0.0	0.0	0.0
130°	0.0	0.0	0.0	0.0	0.0	0.0	0.0	0.0	0.0	0.0
132.5°	0.0	0.0	0.0	0.0	0.0	0.0	0.0	0.0	0.0	0.0
135°	0.0	0.0	0.0	0.0	0.0	0.0	0.0	0.0	0.0	0.0
137.5°	0.0	0.0	0.0	0.0	0.0	0.0	0.0	0.0	0.0	0.0
140°	0.0	0.0	0.0	0.0	0.0	0.0	0.0	0.0	0.0	0.0
142.5°	0.0	0.0	0.0	0.0	0.0	0.0	0.0	0.0	0.0	0.0
145°	0.0	0.0	0.0	0.0	0.0	0.0	0.0	0.0	0.0	0.0
147.5°	0.0	0.0	0.0	0.0	0.0	0.0	0.0	0.0	0.0	0.0
150°	0.0	0.0	0.0	0.0	0.0	0.0	0.0	0.0	0.0	0.0
152.5°	0.0	0.0	0.0	0.0	0.0	0.0	0.0	0.0	0.0	0.0
155°	0.0	0.0	0.0	0.0	0.0	0.0	0.0	0.0	0.0	0.0
157.5°	0.0	0.0	0.0	0.0	0.0	0.0	0.0	0.0	0.0	0.0
160°	0.0	0.0	0.0	0.0	0.0	0.0	0.0	0.0	0.0	0.0
162.5°	0.0	0.0	0.0	0.0	0.0	0.0	0.0	0.0	0.0	0.0
165°	0.0	0.0	0.0	0.0	0.0	0.0	0.0	0.0	0.0	0.0
167.5°	0.0	0.0	0.0	0.0	0.0	0.0	0.0	0.0	0.0	0.0
170°	0.0	0.0	0.0	0.0	0.0	0.0	0.0	0.0	0.0	0.0
172.5°	0.0	0.0	0.0	0.0	0.0	0.0	0.0	0.0	0.0	0.0
175°	0.0	0.0	0.0	0.0	0.0	0.0	0.0	0.0	0.0	0.0
177.5°	0.0	0.0	0.0	0.0	0.0	0.0	0.0	0.0	0.0	0.0
180°	0.0	0.0	0.0	0.0	0.0	0.0	0.0	0.0	0.0	0.0

(END OF REPORT)